

VS-XC12 series USB endoscope specification



Professional industrial endoscope solution supplier

To be as your wish

More efficient detection

VS-XC series is equipped with a number of detection functions, with advanced technology , and comprehensive functions , which assists the inspectors to complete the inspection work efficiently.



USB interface directly connected to computer (industrial computer)

0.95-8mm
Various probe diameters are available



More probes for optional



Computer and button double operation mode



Optical fiber illumination for clearer images



Applicable to Windows operating system








Use 18650 battery, Working time > 2h

Host	Dimension	220*78*50mm
	Storage card	Computer storage
	Output port	USB/Type-C
	Connected Device	External computer (industrial computer)
	Power	Use 18650 battery, Working life > 2 hours
	IP grade	IP54
	Working temperature	-10°C~50°C
	Storage temperature	-20°C~60°C
System	Relative humidity	Max 90%, No condensation
	Image / video format	Image:JPEG(JPG), Video:AVI
	Image control	Photography, video recording, brightness adjustment function
	System language	Chinese,English,German,French,Russian,Spanish,Japanese and customized
	Operation method	Support connection to computer operation and button operation
Packing Case	Operating system	Windows system
	Weight	
	L*W*H	








Camera and Probe

There are several length and diameter for VS-XC12 series for you to chose according to your requirement.

Model		VS-XC12		
		VS-XC1210	VS-XC1220	
Lens	Direction	Direct view		
	View angle	120°		
	DOF	3mm~30mm		
	Pixel	160000		
	Illuminating system	Rear high-power LED fiber optic transmission		
Probe	Length(L)	/		
	Diameter(D)	1.2mm		
	Articulating	No Articulating		
	Brightness of Illumination	1m	1m<L≤2m	
		≥10000Lux	≥8000Lux	
	Working temperature	-20°C~70°C		
Inserting tube	Length	1m	2m	
	Material	Bourdon tube		

VS-XC (Direct view)	
Lens direction	
View angle(θ)	
DOF	
Probe Length(L)	
Probe diameter(D)	

Packing list

No	Name	PCS	Unit	Photos
1	Host	1	pcs	
2	18650 battery	1	pcs	
3	Packing Cast	1	pcs	
4	Type-C data cable	1	pcs	
5	USB cable	1	pcs	
6	Lanyard	1	pcs	
7	Warranty card	1	pcs	
8	User manual	1	pcs	
9	Guarantee Card	1	pcs	